

SIGNALS AND ENERGY DATA
multimes 4F96 LCD
Energy measuring device and optional PCBs



multimes 4F96 LCD

Housing dimensions (H x W x D in mm)	96 x 96 x 55
Data display	LCD
Serial interface, optional PCB	KBR eBus * Modbus * Profibus * KBR eBus TCP * Modbus TCP *

* depends on respective device type



Three-phase energy measuring device

- Highlights**
- Compact design, standard installation size 96 x 96 mm
 - Easily upgradeable interfaces for every application: Modbus, Modbus TCP, Profibus DP, eBus, eBus TCP
 - Convenient LCD display, background illumination e. g. with bar graph for network harmonics
 - Graphical indication of voltage and current levels in accordance to EN 61000



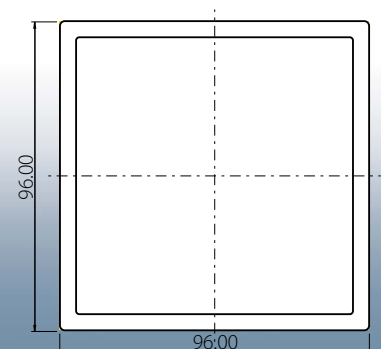
Well-arranged bar graph to display harmonics



Graphical display of I and U in case of a voltage dip








**Convenient LCD display,
background illumination**

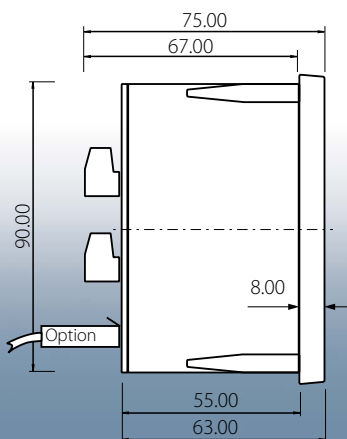



The electronic energy measuring devices of the **multimess 4F96** series measure and monitor all important parameters in a three-phase network and are available in different versions. **All device versions are equipped with a pulse output.** Aside from the 4F96-0... entry level model, the load profile (P+ P- / Q+ Q-) can be saved with all device

versions and later be read out via eBus. Network voltage can be monitored in accordance with EN 61000-T4-30. In case of a violation, the voltage and current history is saved and can be analyzed on the LCD display, for example. Different optional interfaces and protocols allow various applications.

multimess 4F96-0-LCD-US1 (main unit)				
Upgrade kit	Upgrade e.g. from 4F96-0-LCD-US1* to:		With upgrade kit:	Description of optional PCB:
		4F96-1-LCD-MS-2RO-US1	Part No. V101-90-0007	Modbus RS485, real-time clock, backup battery, 2x relay outputs
		4F96-1-LCD-MT-2RO-US1	Part No. V101-90-0004	Modbus Ethernet, real-time clock, backup battery, 2x relay outputs
		4F96-1-LCD-DP-US1	Part No. V101-90-0005	Profibus DP, real-time clock, backup battery
		4F96-1-LCD-ESMS-2RO-US1	Part No. V101-90-0002	KBR eBus RS485, Modbus RS485, real-time clock, backup battery, 2x relay outputs
		4F96-1-LCD-ET-2RO-US1	Part No. V101-90-0003	KBR eBus Ethernet, real-time clock, backup battery, 2x relay outputs
multimess 4F96-1-LCD-MS-2RO-US1				Modbus RS485
multimess 4F96-1-LCD-MT-2RO-US1				Modbus Ethernet
multimess 4F96-1-LCD-DP-US1				Profibus DP
multimess 4F96-1-LCD-ESMS-2RO-US1				KBR eBus RS485, Modbus RS485
multimess 4F96-1-LCD-ET-2RO-US1				KBR eBus Ethernet

*Exchange of the optional PCB is possible for every device version



The mounting depth is not changed by insertion of the optional PCB!





KBR Kompensationsanlagenbau GmbH

Am Kieferschlag 7
D-91126 Schwabach

T +49 (0) 9122 6373-0
F +49 (0) 9122 6373-83
E info@kbr.de

www.kbr.de